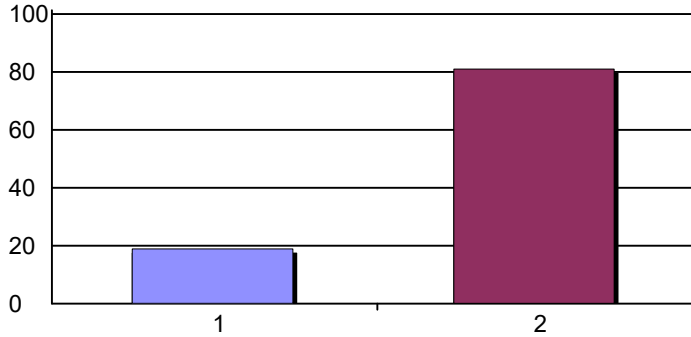


HISTOGRAM REPORT FOR 2023 BARGAINING SURVEY FOR IAM L.L. 971 MEMBERS WORKING AT PRATT & WHITENY (OCTOBER 2023)

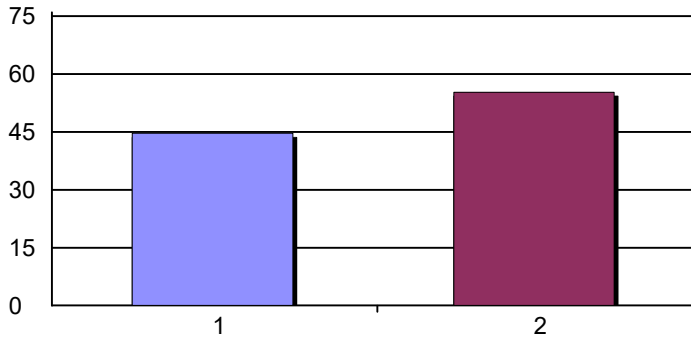
Creation Date: 11/6/2023
 Time Interval: 11/6/2023 to 11/6/2023
 Total Respondents: 446

1. Do you think the wage raises were adequate?



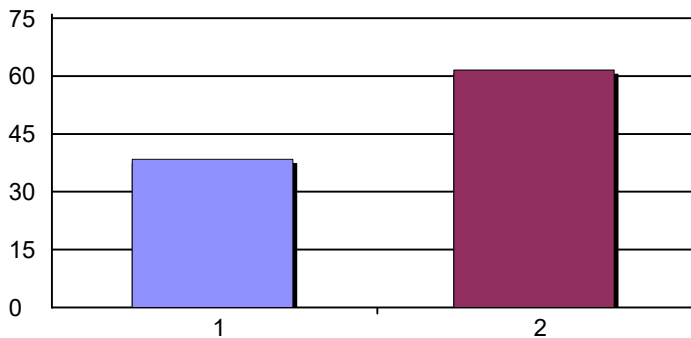
1. Yes	83	19%
2. No	356	81%
Total Responses:	439	

2. Do you feel the health care was an improvement from the previous plan?



1. Yes	192	45%
2. No	238	55%
Total Responses:	430	

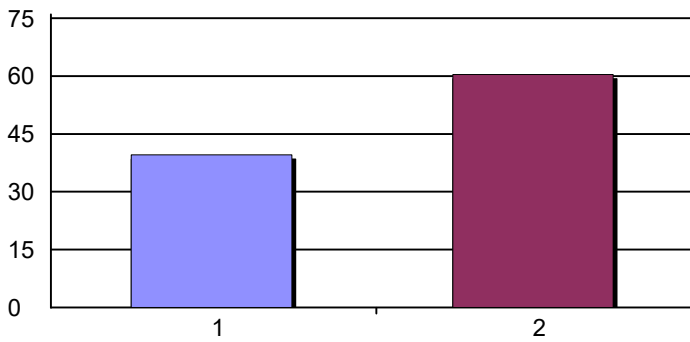
3. Do you feel the 401(k) retirement savings plan was an improvement over the previous plan?



1. Yes	166	38%
2. No	266	62%
Total Responses:	432	

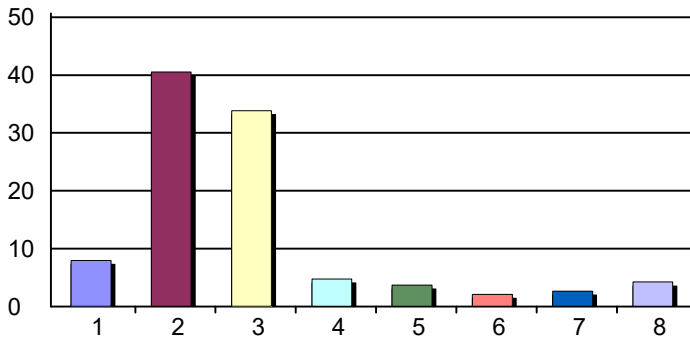
HISTOGRAM REPORT FOR 2023 BARGAINING SURVEY FOR IAM L.L. 971 MEMBERS WORKING AT PRATT & WHITNEY (OCTOBER 2023)

4. Would you prefer the IAM Benefit Trust Fund* defined retirement plan (current defined pension & 401(k) retirement savings plan would no longer be offered)



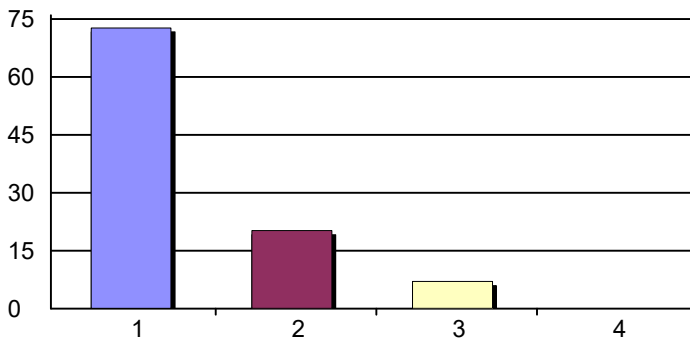
1. Yes	165	40%
2. No	252	60%
Total Responses:	417	

5. Years of service at Pratt & Whitney



1. Less than 1 year	30	8%
2. 1-5 years	152	41%
3. 6-10 years	127	34%
4. 11-15 years	18	5%
5. 16-20 years	14	4%
6. 21-25 years	8	2%
7. 26-30 years	10	3%
8. More than 30 years	16	4%
Total Responses:	375	

6. What shift do you currently work?



1. First	270	73%
2. Second	75	20%
3. Third	26	7%
4. AWW (Alternate Work Week)	0	0%
Total Responses:	371	